



Thermals

Newsletter of the Rocky Mountain Soaring Association

October 2006

AMA Chartered Club 1245

Volume XXX Number 10

President's Message Jim Monaco

I hope everyone has been enjoying the weather and getting out soaring, this is a great time of year with good thermals and enjoyable temperatures. The contest season is winding down, we have 2 left and it's still very competitive. The October contest is generally blessed with excellent weather so come on out and enjoy the day. Note that the October contest is NOT the Sunday after our meeting – it is the FOLLOWING Sunday the 15th of October. This was scheduled to avoid conflicts with members going to the big Visalia contest.

It is election time again and we need volunteers to run YOUR club. I have spent 2 years as the President and it is time for me to pass the torch on to another capable member. If you are interested in any of the club positions, please contact me. Any of the current board that would like to retain their current positions, please send me an email to confirm (John?, Bob?, Tony?). We cannot leave the ship rudderless, so please consider serving in a board position!

Note that Scienturfic Appreciation and Family Day will be held on Saturday the 21st. This date was chosen in order to fit the harvest schedule for the farm. We encourage everyone to come out and fly and show your appreciation for the generosity of Don Schlup, the owner of Scienturfic for our wonderful flying site. We generally have a BBQ with dogs and burgers and chicken and chips and such. Once again we need a member who can cart out a grill for us. Last year John Kappus graciously brought out the grill. Who will step up this year? I'll take care of getting all the food and drinks to the field. We should bring out as many models as we can – and if we have some beginner models there we can do some buddy box instruction for the Scienturfic crew as well as for any family members that may want to give it a try. Hopefully Doc will bring out his laptop and simulator and people can try flying risk free as well. It would be nice if we can get some of our scale guys out and do a few aero tows and some of the F5J stuff would be cool too. If we have any easy park flyers we could use those as trainers.

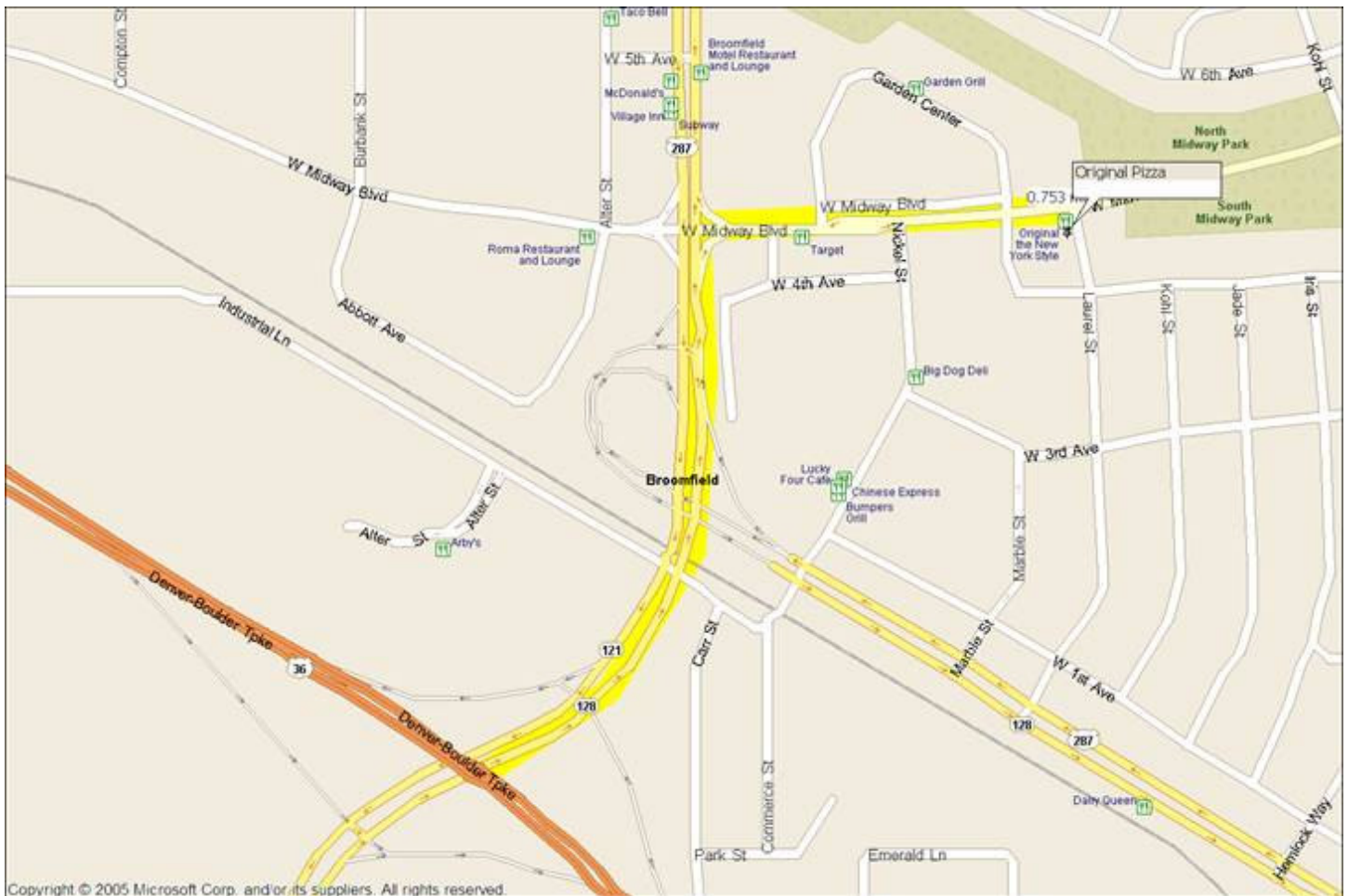
Our meeting on October 3 will be held at Original Pizza in Broomfield. At this meeting members of our world championship team members will be talking about their experiences the World Championships and if there is time we can also discuss the recent World Soaring Masters competition where the RMSA contingent did VERY well. While I won't steal their thunder, congratulations go to our members who flew excellently in very difficult conditions:

- Dr. Dan who placed 41st even with 2 zero rounds!
- Jon Padilla who was very close to the finals placing 14th
- Skip Miller who placed in the money at 5th place
- CODY REMINGTON who continues to have a fantastic year placing 3rd among the top pilots in the country!

Please let Mike Verzuh know if you plan on attending so we can ensure adequate seating!!!! Contact Mike at mike@verzuh.com if you are coming. It's a pay your own way for the food and drinks. We will plan on starting at 6:30 so that we can eat at a reasonable time and still have time for the discussions. Original Pizza is at:

**1300 W Midway Blvd
Broomfield, CO 80020
(303) 469-9117**

For those that attended meetings at Dr. Dan's Office in Broomfield – it is directly across the street from that office. A map showing the route from the US36 Broomfield exit follows:



Fly high and land on the spot!!!

Jim

Next Meeting: (Details above)

Date/Time: Tuesday October 3rd

Location: Original Pizza in Broomfield (see above for map)

Program: Member's experiences of the World Championships

SEPTEMBER CHALLENGE CUP REPORT (Jim Monaco)

Due to some eye surgery Bob Rice was unable to CD this event, however he did bring all the awards out and Mike Verzuh and I ran the contest. It was a small but very enjoyable event. Only 12 pilots attended this year, with 5 from PPSS and 7 from RMSA. The weather was excellent, and the sprinklers were on the West side posing no problems. Many thanks to the Sod Farm Manager, Kevin who told us to call him before our events and he would do his best to be sure the sprinkler was out of the way for us!!! Thank him if/when you see him!!!

With 12 pilots we were able to run 3 four man groups and everything went smoothly and quickly. Of the 21 flight groups flown that day, 16 were won by RMSA members and 7 were won by PPSS members. You say... Hey Jim – the numbers don't add up!!! Well it must be said that Dr. Dan and I tied for first in the first round and Bob Avery and Charlie Miller tied for first in the seventh round! When the final scores were tallied up, RMSA had once again captured the Challenge Cup retaining bragging rights and most importantly – home field advantage next year.

The top 5 for RMSA were: Bob Lewan, Skip Miller, Cody Remington, Jim Monaco, and Mike Verzuh with a total point score of 34,723. The top pilots for PPSS were: Dr. Dan, Bob Vixie, Bob Avery, Austin Cleis, and John Read. PPSS total point score was 29,185. Bob Vixie had one of his best showings of the year and flew and landed very well. The RMSA team flew very consistently, with the worst score of the top 5 guys being 961.

Congratulations to all that came and flew. I hope we get a better turnout next year though.

Final scores below:

Class	Name	Place by Class	RD 1	RD 2	RD 3	RD 4	RD 5	RD 6	RD 7	Raw Total	Rounds Flown	# Throw Outs	Safety Penalties	Total	Norm by Class	Norm by Contest	Place by Contest
R	RMSA																
R	Bob Lewan	1	1000.00	1000.00	998.08	1000.00	998.42	988.99	997.12	6982.61	7			6982.61	1000.00	1000.00	1
R	Skip Miller	1	1000.00	1000.00	1000.00	987.89	990.57	1000.00	997.12	6975.58	7			6975.58	998.99	998.99	2
R	Cody Remington	1	971.55	993.41	1000.00	1000.00	1000.00	995.30	1000.00	6960.26	7			6960.26	996.80	996.80	3
R	Jim Monaco	1	1000.00	971.43	990.31	968.48	1000.00	982.70	998.56	6911.48	7			6911.48	989.81	989.81	4
R	Mike Verzuh	1	989.06	975.98	994.14	961.74	993.68	1000.00	978.35	6892.96	7			6892.96	987.16	987.16	6
R	Charlie Miller	1	997.78	984.72	992.31	991.35	849.06	971.70	1000.00	6786.91	7			6786.91	971.97	971.97	7
R	John Kappus	1	995.59	991.17	968.99	493.87	971.74	1000.00	998.54	6419.91	7			6419.91	919.41	919.41	10
P	PPSS																
P	Dr. Dan	1	1000.00	978.17	996.12	947.46	1000.00	987.46	1000.00	6909.21	7			6909.21	1000.00	989.49	5
P	Bob Vixie	1	997.78	1000.00	1000.00	801.74	992.15	868.34	992.78	6652.79	7			6652.79	962.89	952.77	8
P	Bob Avery	1	980.18	980.13	988.28	1000.00	684.04	973.27	1000.00	6605.90	7			6605.90	956.10	946.05	9
P	Austin Cleis	1	768.89	719.65	794.23	660.87	560.44	484.28	896.40	4884.76	7			4884.76	706.99	699.56	11
P	John Read	1	781.18	613.19	783.20	465.40	204.40	844.34	440.23	4131.94	7			4131.94	598.03	591.75	12

Jim Monaco

RMSA Members Take Wood in F5J World Challenge – by Lenny Keer

A few weeks ago Steve Suntkin, Jon Padilla, Shannon Bingham and myself drove down to Albuquerque for the 2006 F5J World Challenge. This event has traditionally been held in October, but was moved up to August in hopes of better weather. It looks like that was a good move, as we had excellent weather this year. Friday was a practice day for trim flights and sport flying. There were a few rain showers early in the day, but the weather steadily improved and both Saturday and Sunday were just about perfect.

There were four model classes this year. The usual SP400, 7-cell, and unlimited, plus the new “outrunner” class. This new class was very popular and uses small brushless outrunner motors with lipo packs in SP400 size (about 2 meter wingspan, 20 ounce weight) models. The result is a good performing model that is hassle free and is practical to use for sport flying.

The Albuquerque club did a great job of organizing everything and this year the rounds were flown to an automated timing system, similar to our F3J system. This worked very well and kept the contest moving smoothly. We flew 6 rounds in all four classes over the two days and I think everyone had a good time.

Congratulations to Jon Padilla for winning the unlimited class and taking second place in the outrunner class, thus winning the trophy for Grand Champion (highest total score in two classes). Steve Suntkin took the 3rd place plaques in both SP400 class and unlimited. Shannon overcame several setbacks



and came in 4th in SP400 and 4th in 7-cell. I managed to win the SP400 class with my trusty old Mirage conversion (and a borrowed motor, thanks Steve) but had a few technical problems with my Escape, putting me in 4th place in unlimited class.

If you missed this year's contest, you should consider attending next year. It's a well run event and lots of fun!



SUNDAY OCTOBER 1st HLG Contest CD John Kappus

The Season's LAST Hand Launch Event This is a **SUNDAY** Event

Entry Fee: \$2.00

Registration: 9:00 AM

Pilot's Meeting: 9:15 AM

First Flight: 9:30 AM

Tasks: Tasks derived from the International Hand Launch Contest. 6-7 rounds will be flown. There will be a 1st timer friendly format! New flyers get 1st choice of their timer/coach. Others pick in reverse order of last years standings. Alternate throwers OK for anyone outside the top 5.

Come on out and have some fun!

SUNDAY OCTOBER 15th Open Contest CD Shannon Bingham

REGISTRATION 8:30 AM Seniors \$5.00 Juniors \$3.00

PILOTS MEETING 9:00 AM

FIRST FLIGHT 9:30 AM

Battery Masters - Please be sure to have your batteries at the field by 8:45 AM and "topped-up" charged

TASKS F3J rules using winches.

Landing: F3J landing tapes.

Scoring: Man on Man, random flight group assignment.

SATURDAY OCTOBER 21st Scienturfic Appreciation and Family Day

This is a fun, fun Family and Sod Farm Crew appreciation day.

Bring your entire family and fly. The club will provide lunch-a BBQ with dogs and burgers and chicken and chips and such.

Bring out as many models as you can – and if we have some beginner models there we can do some buddy box instruction for the Scienturfic crew as well as for any family members that may want to give it a try.

Also any easy park flyers would be good for trainers too.

Bring scale models for demos

Lunch and demos will start around Noon, but come as early as you wish for fun flying and "warm-ups"

For Sale

Jaro Muller E4 –

\$1500

Unflown Ellipse 4, built by Lenny Keer, all voltz, slimline hightech, nice battery, charge, trim and fly. This one has never been flown. White with red bottoms.

Muller Escape – .

\$900

Nice Escape, white with blue bottoms and red white blue bands on one wing monocote to distinguish from other white models, a few softspots in the wings from putting the wing together. Built by a good builder in our club, Jim Monaco, current US F3J team manager. With receiver, battery, ready to fly

Muller Escape - .

\$750

Yellow with blue bottoms, some wing damage to skins, one wing has usual "smile" tear at mid wing due to hard landing. Other wing has a buckle in the skin of one tip that a good repairer could fuse. The trilerons are installed with JR 241's on this model and the rest of the model is voltz servos. Built by Lenny with nice connectors, high-tech slimline, all quality build. Model is otherwise perfect.

Muller model clothese for Escape or E4 - \$75

Muller ballast kit for Escape or E4 - \$50

Muller Escape X tail replacement fuse \$500

Unflown, has two hitech rudder/elevator servos installed by Lenny, yellow with red bottoms on the stabs. Great for someone who has a nice escape, but doesn't want to travel with a V-tail

Electric fuse for Escape

\$700

With Hacker B40 and nice setup including servos and receiver - Goes if I'm not left with any of the above wings.

ALL OF THESE PARTS (ABOVE) INTERCHANGE due to common build and alignment efforts by Lenny.

Emerald

\$400

Needs (comes with Voltz (2) servos) flap servo replacement and fuse repair. Otherwise perfect, all voltz, with receiver and battery, .

Maple Leaf Mirage

\$125

Good condition, ready to fly, great for no-lift slope flying, javelin launch, with hitech 50's, 555 receiver and battery, comes with button cells to replace battery if it is stale.

Brian Buas Raptor

\$125

Needs tail rebuild, comes with bagged replacement tail built by Brian before his retirement from sailplanes, discus launch.

Daves KA-6

\$200

100 inch, needs elevator servo replacement and spar reinforcement - nicely built scale foamy with ballast kit.

Optima wings and tail

\$50

new –

Replacement tail for Mapleleaf Encore \$25

2000 vintage, bagged by Mapleleaf new

Replacement elevator horiz stab for Mapleleaf Mirage - \$10

Flown couple of times.

I have three Louboch Extremes.

1 - Skip Miller world's model. Built by Skip, carbon d-tube, red with black bottoms, v-tail, light - **\$950.**

Unflown since I bought it from Skip. Has Skip's numbers and Airtronics stickers on it.

2 - Carbon d-tube, Xtail, white with blue bottoms, near perfect, light, **\$900.**

3 - Ultra light build, yellow with red bottoms, some minor skin wrinkles near tips due to engagement with my refrigerator during in home assembly, v-tail, **\$800.**

ALL READY TO FLY, 2 AND 3 BUILT BY LENNY WITH USUAL QUALITY LEVEL

Contact **Shannon Bingham**

303-877-7557

binghams@earthnet.net

Pike Superior X-tail, yellow/Dk. blue, 72.5 oz. \$1200

Comes with special Pike bag plus Superior Aluminum wing and stab covers.

Contact **Tom Gressman**

303-979-8073

Yellow/blue Pike Plus V-Tail airframe only. \$225.00

Not great, but decent condition. Would be inexpensive way to get into an excellent flying molded sailplane.

Contact **Byron Blakeslee**

303-738-1104

Renewal Reminder

It's time to renew your memberships. Renew with the application in this newsletter,
(below)

Or on-line at <http://www.rmsadenver.com>

Rocky Mountain Soaring Association - 2007

RENEWAL _____ NEW MEMBER _____ SPONSOR _____

Please complete the following information for our records:

Family Memberships - Please make and complete a copy for EACH flying family member!

Name : _____ Need name badge? Yes

Address: _____ Year Joined RMSA: _____

_____ Home Phone: _____

_____ Work Phone: _____

AMA #: _____ AMA Contest Director? Yes No

AMA Class Open Youth Family Birth Date: ___/___/_____

LSF #: _____ LSF LEVEL: ___ NSS #: _____ E-Mail: _____

RMSA Membership Class Senior Only Senior W/Family Associate Family
(Note - Senior W/Family receive THERMALS - other Family members check Family Box)

Non-Flying Family members: _____

RMSA Competition Class Novice Sportsman Master

RMSA Offices Held _____

----- MODELS OWNED -----

PLANE **SPAN** **COLOR** (Top,Bott.,Fuse) **CLASS** (Open,HLG,Std..) **FREQUENCY**

Interests: Sports Flying T/D contests HLG Contests NSS Soar-ins F3J
F3B X-C contests Slope contests Other _____

Past Achievements: _____

Dues: \$ 7.50 New Member Initiation Fee
\$ 5.00 Junior - under 17
\$ 25.00 Senior - individual 17 and over
\$ 30.00 Family - any number (same address)
\$ 8.00 Associate (newsletter only)
Make checks payable to RMSA

Comments and suggestions are ENCOURAGED! Please include these with your form!

REMEMBER TO SIGN THE FIELD RULES!!!

Please send to: **RMSA**
% Bob Rice
1123 S. Oakland St.
Aurora, CO 80012

ROCKY MOUNTAIN SOARING ASSOCIATION FIELD RULES

1. The sod farm operations take precedence over **ALL** activities. We use the field at the convenience of the owner.
2. All members will follow **ALL** instructions from **ANY** sod farm personnel without question.
3. When sod farm operations are occurring during a flying session it is **OUR** responsibility to ensure that we will not interfere with operations. If it is unclear as to what is happening or where they intend to mow or work try to talk to workers or management and always move equipment or vacate the premises if necessary. Some workers do not speak very good English – in that case you must make every effort to avoid conflict or interference with operations.
4. Park only in the designated parking areas Do not park on grass, dirt or roads.
5. Avoid setting up on newly seeded areas or young grassy areas. The nice grassy areas are better to land on anyway!
6. Establish a frequency control pole and tag system! Frequency control is to be in effect at all times!! All members will post their frequency control tags on the pole and if there are conflicts, please exercise safety sense as well as share the flight time.
7. Parking and pit areas should be as condensed as possible for the safety of launch and landing.
8. Establish flight line areas for winch launch, high start launch, and hand launch that are separate for the sake of launch, flight & landing safety.
9. Flying over the parking/pit areas at less than 30 feet is prohibited. Doing so in competition **WILL** result in a zero flight score and during R/R flying a disciplinary action by the club.
10. No aerobatics or speed runs over the parking/pit/Launch/Landing zones.
11. Do not launch if a plane is circling in a launch zone: vacate the launch zone as soon as possible if someone is waiting to launch.
12. When entering a thermal occupied by other aircraft, enter in the same direction as the first aircraft
13. Landing aircraft have the right of way!
14. In the event of no mechanical retriever, please shag your own chute/line for the flight
15. Please share the usage of club equipment so that all have equal flight time.
16. Please be courteous and helpful to your fellow flyers as well as informative to all guests/spectators. Enjoy yourself and others!!
17. Absolutely no debris or trash is to be left on the field! Please take it home with you for disposal.
18. Make sure that your plane and electronics are airworthy before each flight. Exercise good safety sense in your flight
19. The aircraft will have an identification name/address or AMA number on or in the model in case of loss.
20. You **MUST** tag your winch/high start spikes or stakes with fluorescent tape so they are easily spotted on the field by all concerned. Members may be fined \$10 for each stake or nail not so marked. Previous damage to sod farm equipment from spikes left in the ground have made this rule **EXTREMELY** important.
21. Absolutely no alcoholic beverages will be consumed, prior to or during participation in any model event on the flying field.

I understand and will comply with all RMSA field rules:

Signature

2006 RMSA Contest/Event Calendar (Revised 6-2-06)

Date	Type	CD	Name/Notes
January 21	<i>Combo (PPSS)</i>	<i>Joel Zellmer</i>	<i>Fun Fly</i>
February 7	RMSA Meeting		
February 11-12			<i>SWC - Phoenix</i>
<i>February 26</i>	<i>Combo (PPSS)</i>	<i>Bob Avery</i>	<i>Snow Fly</i>
March 5	Pro/Am	Jim Monaco	
March 7	RMSA Meeting	Jim Monaco	
March 19	Open*	Mike Verzuh	
<i>March 25</i>	<i>Combo (PPSS)</i>	<i>Chris Keller</i>	<i>March Madness</i>
April 4	RMSA Meeting		
April 9	Open*	Don Ingram	
<i>April 23</i>	<i>Combo (PPSS)</i>	<i>Mike Fritz</i>	<i>Humps and Bumps</i>
May 2	RMSA Meeting		
May 7	Open*	Bob Moffett	
May 13	HLG**	John Kappus	SATURDAY
<i>May 20</i>	<i>Electric</i>	<i>John Read</i>	<i>Watts O Fun</i>
May 27-28	F3J in the Rockies*	Jim Monaco	
June 3-4			IHLG - California Event
June 6	RMSA Meeting		
June 11	Open*	Steve Suntken	F3J with winches
June 17	F5J Electric	Steve Suntken	Electric - SATURDAY
June 24	HLG**	John Kappus	Saturday
June 25	Scale Aero tow	Lenny Keer	Scale fun-fly-optional duration challenge
<i>June 25</i>	<i>Combo (PPSS)</i>	<i>Dave Kurth</i>	<i>Memorial</i>
July 5	RMSA Meeting		
July 9	Open*	Mike Verzuh	F3J with winches
July 16	HLG**	John Kappus	
July 21-28			<i>Soaring NATS - Muncie ID</i>
<i>July 22</i>	<i>Combo (PPSS)</i>	<i>Greg Tarcza</i>	<i>Height O' the Season</i>
July 28-Aug 5	F3J WC		Martin Slovakia
August 1	RMSA Meeting		
August 13	Open* +2m + RES	Dr Dan	Combination event
<i>August 19</i>	<i>Combo (PPSS)</i>	<i>Greg Tarcza</i>	<i>Howling Coyote (night fly)</i>
August 20	HLG**	John Kappus	
August 26	F5J	Steve Suntken	Electric -SATURDAY
September 5	RMSA Meeting		
September 10	Open*	Bob Rice	Colorado Challenge Cup
September 30	Scienturfic Appreciation Day		Also Family Day - SATURDAY
Sept. 22-24	MoM		Masters of Soaring (Muncie)
<i>September 24</i>	<i>Combo (PPSS)</i>	<i>Bob Avery</i>	<i>Soar Bash</i>
October 1	HLG**	John Kappus	
October 7-8			<i>Visalia Fall Fest</i>
October 3	RMSA Meeting		
October 15	Open*	Shannon Bingham	
<i>October 21</i>	<i>Combo (PPSS)</i>	<i>Joel Zellmer</i>	<i>Witches Brew</i>
November 7	RMSA Meeting		
November 12	Open*	Jim Monaco	
<i>November 19</i>	<i>Combo (PPSS)</i>	<i>John Read</i>	<i>Turkey Shoot</i>
December 3	RMSA Banquet		

*Club Open points contest (Best 6 Scores)

**Club HLG points contest (Best 3 including the PPSS HLG event)

Italics indicates PPSS events held at their location in COS



2006 Board Members

President:	Jim Monaco	(303) 464-9895	JimMonaco@earthlink.net
Vice President:	Mike Verzuh	(970) 532-0638	mailto:mike@verzuh.com
Secretary:	Bob Rice	(303) 745-5629	mailto:briceflyer@comcast.net
Treasurer:	John Pearson	(303) 306-6800	mailto:JTP1006@earthlink.net
Past President:	Dr. Danny Williams	(303) 903-2291	drdandc@juno.com

Member Support

<http://www.rmsadenver.com>

Chief

Instructor:	Mike Verzuh	(970) 532-0638	(303) 505-9488 (Pager)
Librarian:	Tracy Cochran	(303) 934-8838	Tcochran@idcomm.com
Newsletter:	Tony O'Hara	(303) 948-2576	tonyoco@peoplepc.com

Winch Master

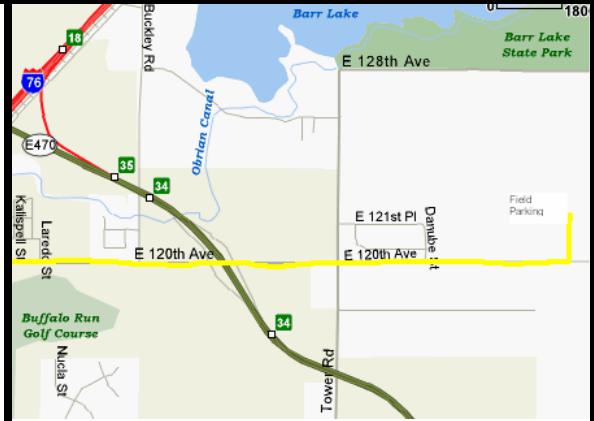
Mike Verzuh (970) 532-0638 <mailto:mike@verzuh.com>

Battery Masters

Bob Lewan
 Skip Miller
 Jim Monaco
 Cody and Hal
 Remington
 Joseph and Jim
 Newcomb
 Steve Suntken (Temp)
 Mike Verzuh

For Winch Use:


If you are interested in using a club winch please contact Mike for the first time, and I will insure you have all the details for trailer access. Also if you are a new member and have not had a winch operation and safety briefing we will coordinate that.



Directions to Field

Take I-76 to exit 16. Turn left and follow the frontage road to the stoplight and turn east onto 120th eastbound towards the airport. Take 120th East to Tower Rd. Take 120th east of Tower Rd about 3/4 miles. We fly on the North side of 120th which is the SE quadrant of the sod farm.

Flying for RMSA members and accompanied guests only.



Rocky Mountain Soaring Association
1123 S. Oakland St
Aurora CO 80012

First Class Mail

Forwarding Address Requested